



Advanced Skin Innovations

with **Dermapen**[™]

Presented by Andrew R. Christie
Dermapen[™] Global Medical Trainer

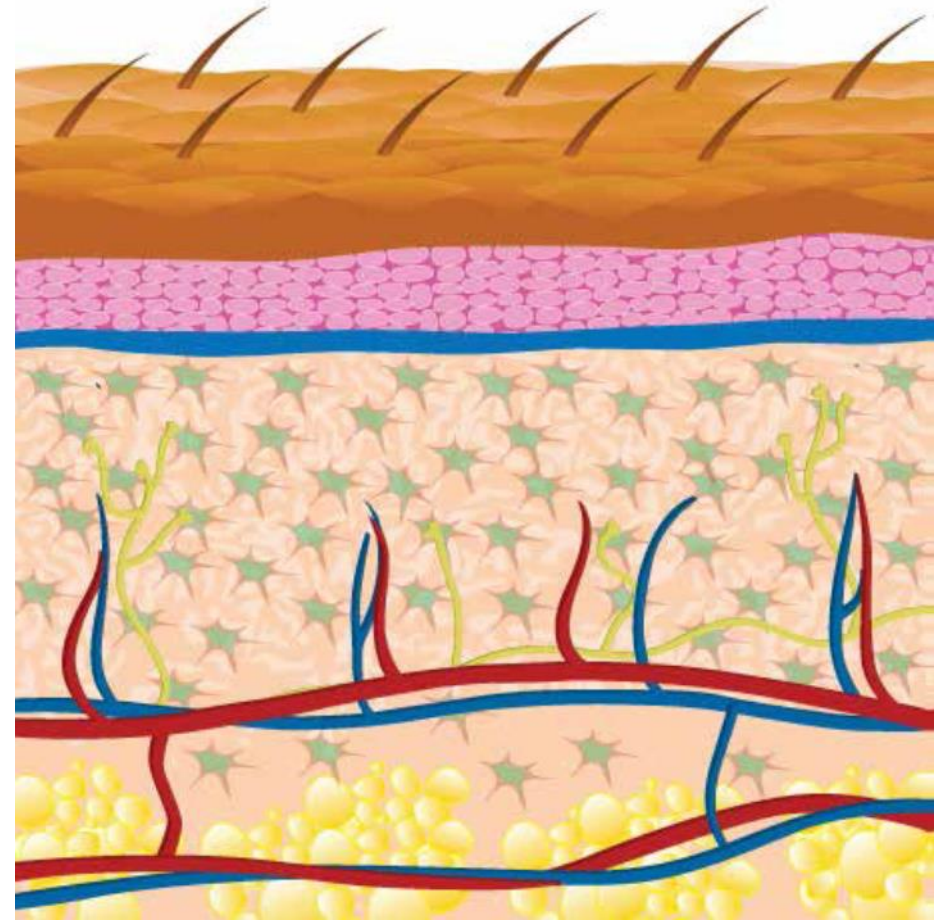
Dermapenworld.com
OFFICIAL WORLDWIDE WEBSITE

Dermapen[®] ③ Developments

- ❑ Why you want skin needling
- ❑ Skin needling principles
- ❑ Needling versus other common modalities
- ❑ Common conditions treated
- ❑ Perceived restrictions
- ❑ Thinking outside the square
- ❑ The answers lie within the skin, not just needling itself



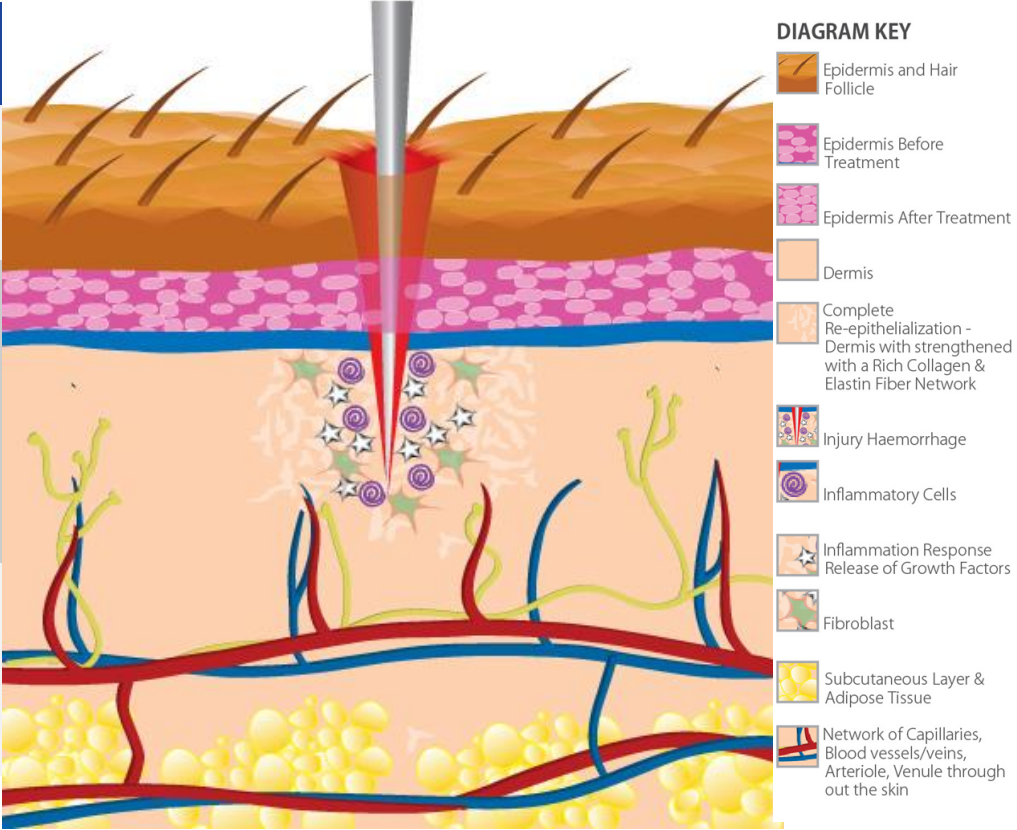
- Layers
- Sub-layers
- Major cell groups & location
- Vascular activity
- Condition locations
- Treating visually





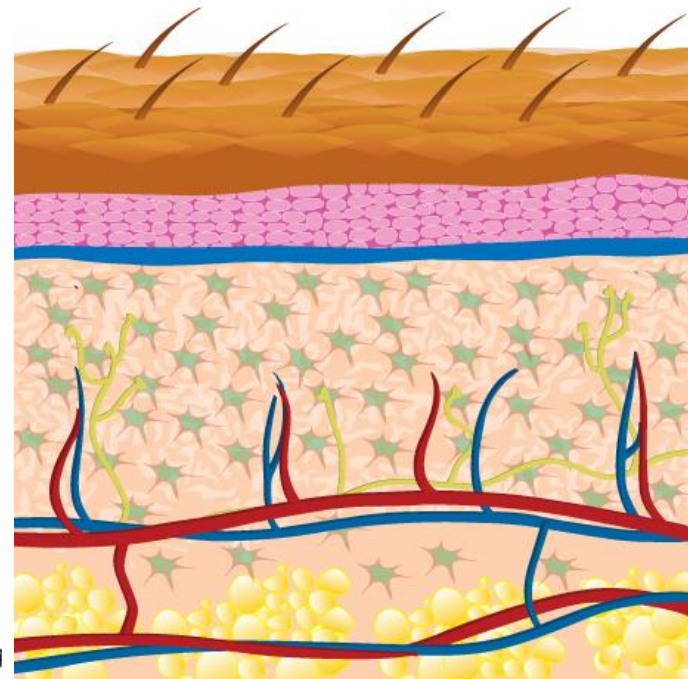
Inflammatory vs Wound Healing Response

Phase	Indications
Inflammation 1-5 days	Phagocytosis, Growth Factors
Proliferation 2-21 days	Angiogenesis, Collagen Deposition, Fibroplasia, GAGS, Re-Epithelialisation, Contraction, Apoptosis
Maturation 20 days-24 months	Collagen Replacement, Maturation



Dermapen[®] ③ New Directions

- Treating more superficially
- Reducing Tx intervals
- Increasing indications that may be treated
- Rethinking TLA
- DP Dermaceuticals™
- Combination therapies



Dermapen[®] Common Indications



CIT / Rejuvenation



Ageing / Rhytids / UV Damage



Enlarged Pores



Scarring



Striae



Hyperpigmentation

Dermapen[®] 3 Advanced



Hypopigmentation



Vitiligo



Telangiectasia



Rosacea



Acne



Milia



Keratosis Pilaris



Alopecia

Dp DERMACEUTICALS™ Combination Therapies

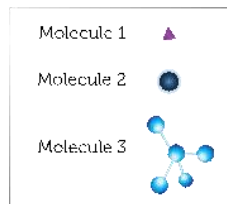
- Concept
- Biomimicry
- USP
- Soltani-Arabshahi



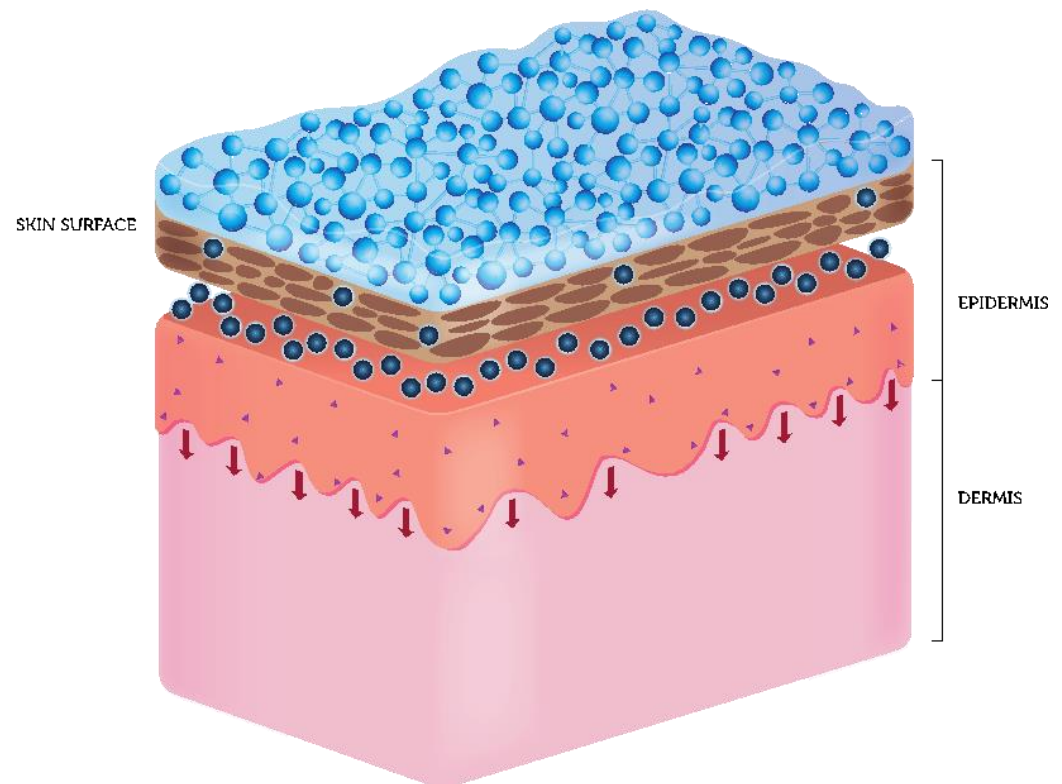
□ Why hyaluronic acid?

□ Features & benefits

□  Complex



Hylafuse™ Complex delivery to the skin



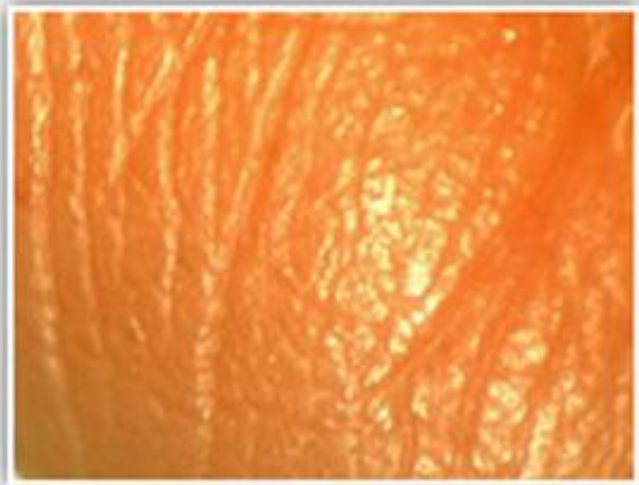


Figure A.



Figure B.



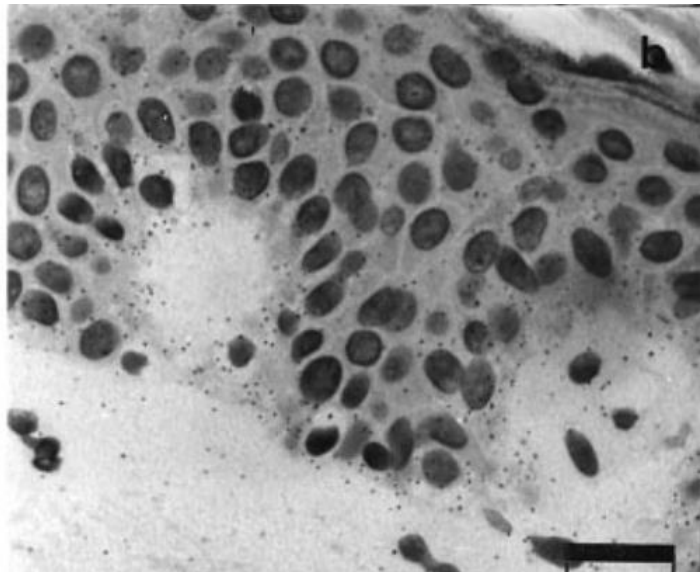
Figure C.

0.02ml of HylaFuse solution containing 0.2% hyaluronic acid. 10% magnification, applied on human skin.

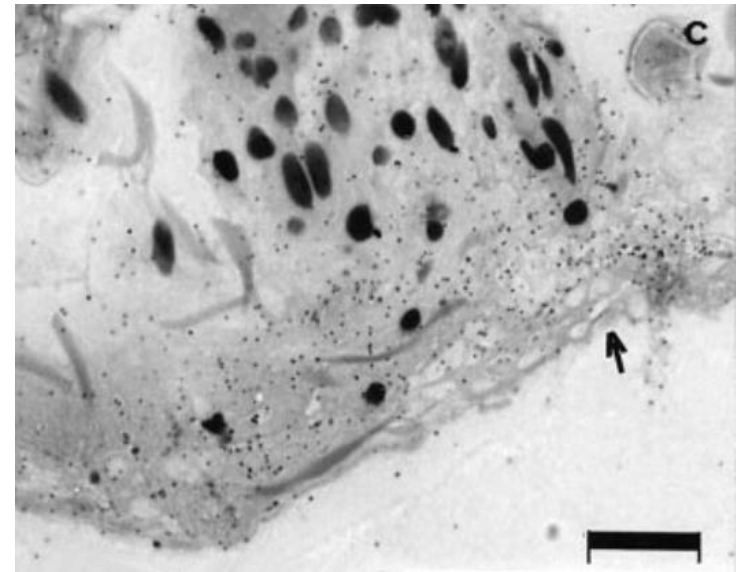
Corneometer® Evaluation
Mean Score (\pm Standard Deviation [S.D.]) and
% Change From Baseline

	Mean Score + S.D.	p-Value	Mean Improvement From Baseline	% Change From Baseline
Baseline	13.9 \pm 9.7	-	-	-
Immediately Post Application	34.0* \pm 14.7	<0.001	15-fold	76%
2 hours	26.1* \pm 9.3	0.001	7-fold	35%
4 hours	23.9* \pm 9.2	0.008	5-fold	24%
6 hours	26.2* \pm 9.5	<0.001	7-fold	36%
8 hours	24.0* \pm 6.5	0.011	5-fold	24%

Haematoxylin Counterstain Clinical “Absorption Of Hyaluronan Applied to the Surface of Intact Skin”



The movement of topical hyaluronic acid through the epidermis.



The presence of topically applied hyaluronic acid in the dermis.

Dermapen ③™

Combination Therapies – PRP

- Growth factors
- Infusion versus inject method
- Indications
- Results





Dermapen ③™

Infusion of

substances

Evaluation of Dermapen and delivery of aqueous solutions to the skin.
December 2015, RXI Pharmaceuticals, Massachusetts, USA



- Aim
- Method
- Technique
- Results

Dermapen ③™

Combination Therapies – 5-Fu

- Anti-mitotic
- Inhibits wound re-epithelialisation
- Delays wound healing for regulated collagen conversion
- Over stimulates melanocytes
- Immuno-modulatory effect
- Tretinoin as homecare for acral vitiligo



Dermapen ③™

Combination Therapies - Steroids

- Triamcinolone acetonide 40mg
- Hydrocortisone /
methylprednisolone
- Suppresses inflammation
- Suppresses mitosis
- Increases tissue vasoconstriction



Dermapen ③™

Combination Therapies - Peels

- Keratolytic versus coagulative necrosis
- Peel options
- Indications
- Strengths
- Application methods



Dermapen Cryo™

Combination Therapies


- Coagulative necrosis
- Indications
- Application methods for combination therapies



Dermapen ③™

Combination Therapies – LED

- Prep, prime and arm fibroblasts
- The pre or post-op debate
- Options
- Indications
- Cold laser / LLLT / LILT

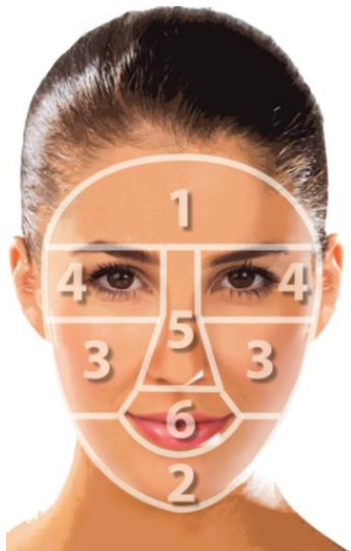


Rejuvenation

- Glogau I
- Glogau II
- Glogau III
- Glogau IV
- Glycation
- Diagnosis

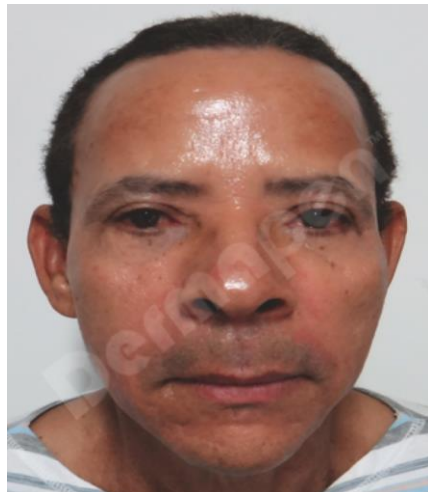
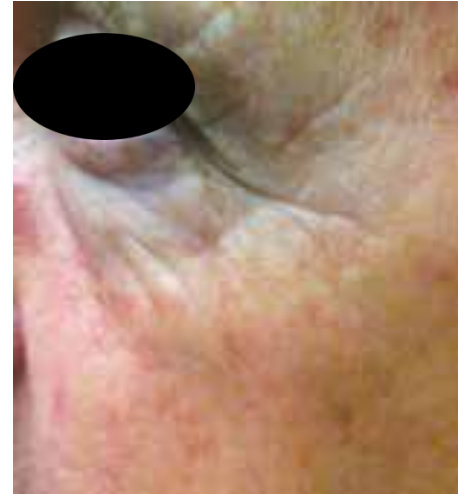


Cleanse & Exfoliate	Correct	Correct +	Moisturise	Protect	Treat
Tri-Phase Cleanser™	Antioxidant Cocktail™	Retinal Active™	Vitamin Rich Repair™	Cover Recover™	Hyla Active 3d Mask™
Micro Derm Exfoliant™		Brite Lite™			
Tx	4-6 treatments, 6-8 week intervals (or alternate with superficial Tx)				
Combo	Retinal Active™, Brite Lite™, PRP, Peels, Dermapen Cryo™, Red LED, RF				



Region	Acute	Chronic	Oscillation
1: Forehead	0.25-0.5mm	0.5mm	4
2: Chin & Jawline	0.25-0.5mm	0.5mm	4
3: Cheeks	0.5-0.75mm	0.75-1.0mm	4
4: Peri-Orbital	0.25mm	0.5mm	4
5: Nose	0.25mm	0.5mm	4
6: Peri-Oral	0.25mm	0.5mm	4

Dermapen ③™ CIT, Ageing, Rhytids & Rejuvenation



Before & after 4 treatments

Before & after 2 treatments

Before & after 1 treatment

Before & after 3 treatments

Dermapen ③ CIT, Ageing, Rhytids & Rejuvenation



Before and after treatment



Dermapen ③™ CIT, Ageing, Rhytids & Rejuvenation



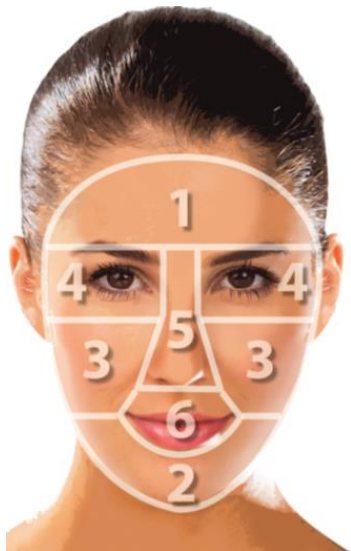
Before and after 4 treatments, 6 week intervals

- Facultative
- Ephelides
- Lentigines
- Post-inflammatory hyperpigmentation
- Melasma
- Diagnosis



Hyperpigmentation Protocols

Cleanse & Exfoliate	Correct	Correct +	Moisturise	Protect	Treat
Tri-Phase Cleanser™ Micro Derm Exfoliant™	Brite Lite™ Antioxidant Cocktail™	Retinal Active™	Vitamin Rich Repair™	Cover Recover™	Hyla Active 3d Mask™
Tx	4-6 treatments, 2-4 week intervals				
Combo	Brite Lite™, Dermapen Cryo™, Peels, Laser, IPL, Microdermabrasion				

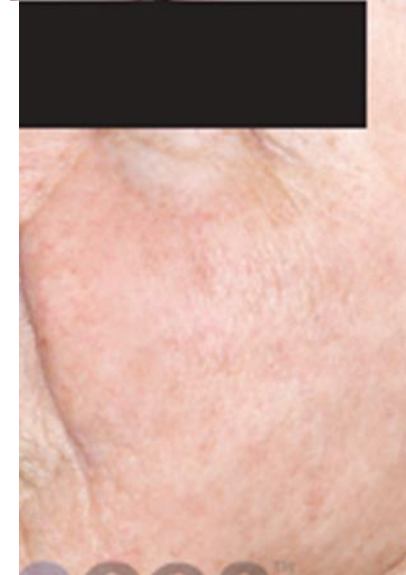


Region	Acute	Chronic	Oscillation
1: Forehead	0.25-0.5mm	0.5mm	4
2: Chin & Jawline	0.25-0.5mm	0.5mm	4
3: Cheeks	0.5mm	0.75mm	4
4: Peri-Orbital	0.25mm	0.5mm	4
5: Nose	0.25mm	0.5mm	4
6: Peri-Oral	0.25mm	0.5mm	4

Dermapen ③™ Hyperpigmentation



Before & immediately after treatment



Before & after 6 treatments



Before & after treatment

Dermapen ③™ Hyperpigmentation



Before & after 6 treatments (monthly intervals)

*Images courtesy of O Singhatongkul, Noosa Surgical Centre (Australia)

Dermapen ③™ Hyperpigmentation



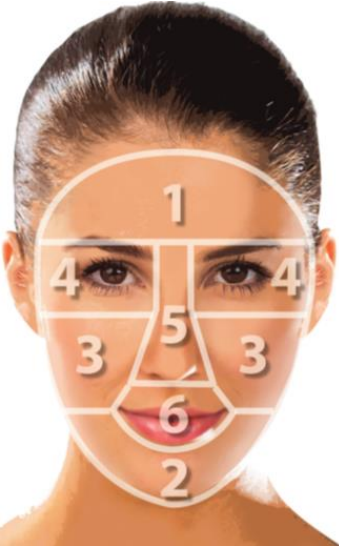
Before and after 2 treatments, 4 weekly intervals (combined with lactic acid peel)

- Post-inflammatory hypopigmentation
- Vitiligo
 - Generalised / vitiligo vulgaris
 - Acral
- Diagnosis



Hypopigmentation / Vitiligo Protocols

Cleanse & Exfoliate	Correct	Correct +	Moisturise	Protect	Treat
Tri-Phase Cleanser™ Micro Derm Exfoliant™	Hyla Active™	Tretinoin 0.05%	Vitamin Rich Repair™	Cover Recover™ (not on hypopigmented lesions)	Hyla Active 3d Mask™ (face only)
Tx	2-6 treatments, 2-4 week intervals				
Combo	Fluorouracil / 5-Fu				



Region	Acute	Chronic	Oscillation
Face	0.25-0.5mm	0.5-1.0mm	4
Body	0.5-1.0mm	1.0-1.5mm	4

Dermapen ③ Hypopigmentation / Vitiligo



Before & after treatment



Before & after 3 treatments



Before & after treatment

Dermapen ③ Hypopigmentation / Vitiligo



Before treatment



During treatment



After 1 treatment



Before treatment



During treatment



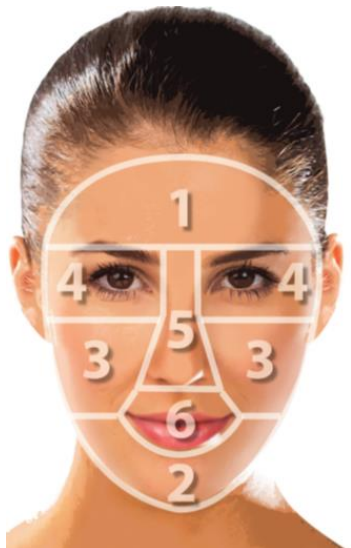
After 1 treatment

- Erythematotelangiectatic
- Papulopustular
- Phymatous
- Telangiectasia
- Diagnosis



Rosacea / Telangiectasiae Protocols

Cleanse & Exfoliate	Correct	Correct +	Moisturise	Protect	Treat
Tri-Phase Cleanser™	Antioxidant Cocktail™	Hyla Active™	Vitamin Rich Repair™	Cover Recover™	Hyla Active 3d Mask™
Micro Derm Exfoliant™ (x1 weekly)		Retinal Active™ (x1-2 weekly)			
Tx	4-6 treatments, 6-8 week intervals (or alternate with superficial Tx)				
Combo	Dermapen Cryo™, PRP, Laser / IPL, Diathermy				



Region	Acute	Chronic	Oscillation
1: Forehead	0.25-0.5mm	0.5mm	2-3
2: Chin & Jawline	0.25-0.5mm	0.5mm	2-3
3: Cheeks	0.5-0.75mm	0.75-1.0mm	2-3
4: Peri-Orbital	0.25mm	0.5mm	2-3
5: Nose	0.25mm	0.5mm	2-3
6: Peri-Oral	0.25mm	0.25mm	2-3

Dermapen ③ Rosacea / Telangiectasia



Before & after treatment

Dermapen ③™ Telangiectasia



Before & after 1 treatment

Dermapen ③™ Telangiectasia



Before and after 9 treatments

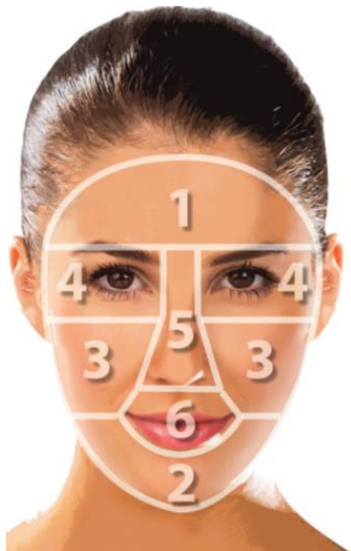
- ❑ Open comedones
- ❑ Closed comedones
- ❑ Papule
- ❑ Pustule
- ❑ Nodule
- ❑ Cyst
- ❑ Milia
- ❑ Keratosis pilaris



Seborrhoeic / Problematic / Breakouts / Acne / Milia / Keratosis Pilaris Protocols

Cleanse & Exfoliate	Correct	Correct +	Moisturise	Protect	Treat
Tri-Phase Cleanser™ Micro Derm Exfoliant™	Antioxidant Cocktail™	Retinal Active™	Brite Lite™	Cover Recover™	Hyla Active 3d Mask™

Tx	2-4 treatments, 2-4 week intervals
Combo	Brite Lite™/ Retinal Active™, Peels, Blue LED, Microdermabrasion



Region	Acute	Chronic	Oscillation
1: Forehead	0.25mm	0.5mm	3
2: Chin & Jawline	0.25mm	0.5mm	3
3: Cheeks	0.5mm	0.75-1.0mm	3
4: Peri-Orbital	0.25mm	0.25mm	3
5: Nose	0.25mm	0.25mm	3
6: Peri-Oral	0.25mm	0.25mm	3

Dermapen[®] ③ Seborrhoeic / Problematic / Breakouts / Acne



Before & after 3 treatments

Before & after 2 treatments

Before and immediately after treatment

Dermapen ③™ Seborrhoeic / Problematic / Breakouts / Acne



Dermapen ③™ Seborrhoeic / Problematic / Breakouts / Acne



Before & after 3 treatments

Dermapen ③™ Milia / Keratosis Pilaris



Before & after 2 treatments

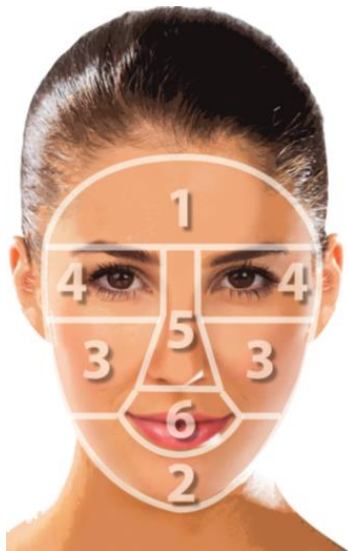
Scars & Striae

- Atrophic
 - Rolling
 - Boxcar
 - Icepick
 - Anetoderma
- Hypertrophic
- Keloid
- Burn contracture
- Striae



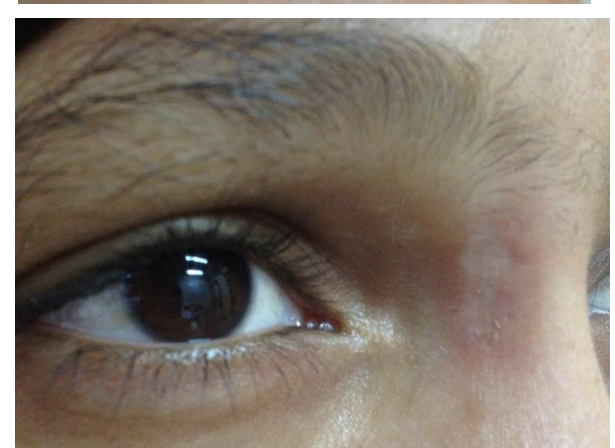
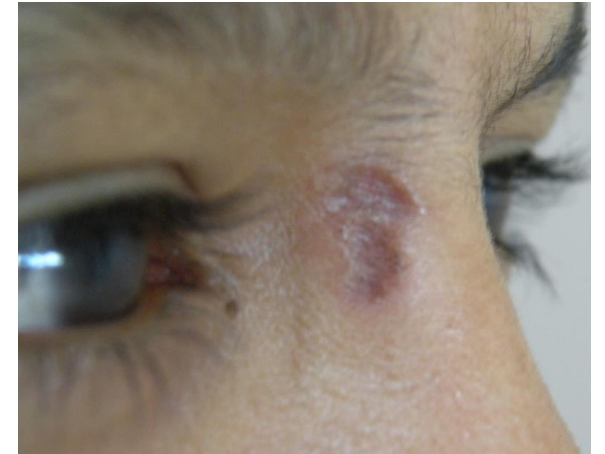
Scars & Striae Protocols

Cleanse & Exfoliate	Correct	Correct +	Moisturise	Protect	Treat
Tri-Phase Cleanser™	Antioxidant Cocktail™	Retinal Active™	Vitamin Rich Repair™	Cover Recover™	Hyla Active 3d Mask™ (face only)
Micro Derm Exfoliant™		Brite Lite™			
Tx	6-8 treatments, 6-8 week intervals				
Combo	Retinal Active™ / Tretinoin, Triamcinolone Acetonide (injection), Fluorouracil / 5-Fu, Peels, Dermapen Cryo™				



Region	Acute	Chronic	Oscillation
1: Forehead	0.5mm	0.75mm	4
2: Chin & Jawline	1.0-1.25mm	1.25-1.5mm	4
3: Cheeks	1.0-1.25mm	1.25-1.5mm	4
4: Peri-Orbital	0.5mm	0.5mm	4
5: Nose	0.5mm	0.5mm	4
6: Peri-Oral	0.5mm	0.5mm	4
Striae	1.5-2.0mm	1.5-2.5mm	4

Dermapen ③ Scarring



Before & after 3 treatments

Before & after treatment

Before & after 2 treatments

Before & after 4 treatments

Dermapen ③™ Scarring



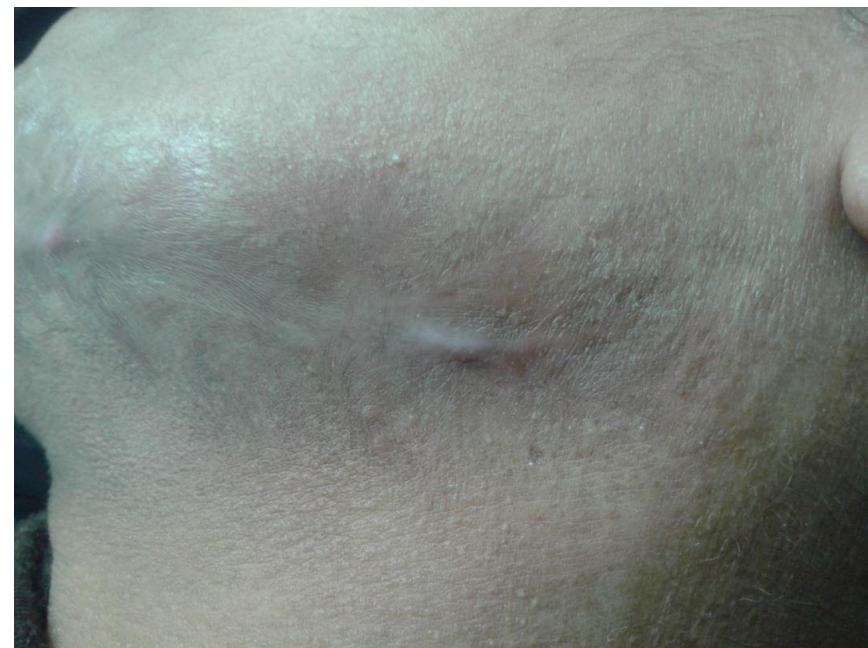
Before & after 3 treatments

Dermapen ③™ Scarring



Before & after 3 treatments

Dermapen ③ Scarring



Before & after
11 treatments

Dermapen ③™ Striae (stretch marks)



Before & after treatment



Before & after 2 treatments

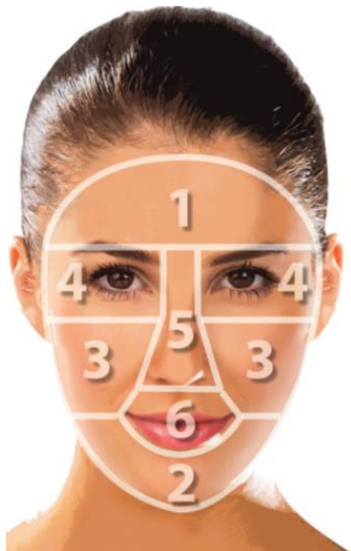


Before & 5 days after one treatment

*images courtesy of Dermapenworld, Equipmed (Australia) and Viva Wellness (Australia)

Alopecia / Hair Regeneration Protocols

Tx	6-8 treatments, 6-8 week intervals
Combo	PRP, Minoxidil, Finasteride, Bimatoprost (Latisse), Mesotherapy, LED



Region	Acute	Chronic	Oscillation
Eyebrows	0.5mm	0.5mm	4
Head	0.5-1.0mm	1.0mm	4

Dermapen ③™ Hair Regeneration



Before & after 4 treatments



Before & after 4 treatments

Dermapen[®] ③ Hair Regeneration

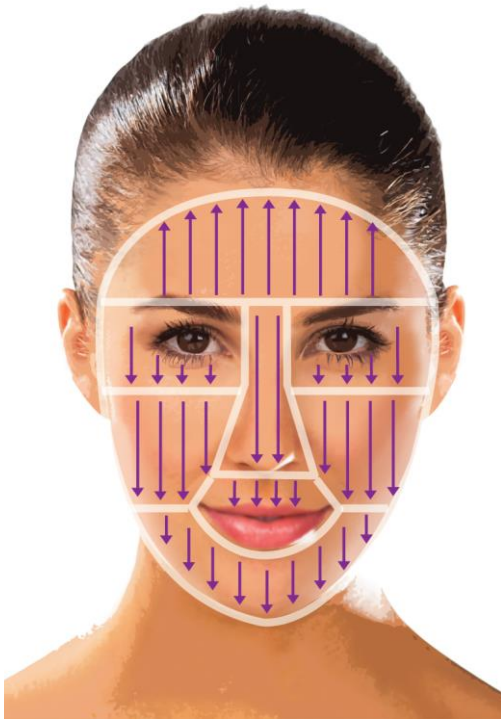


Before & after 3 treatments

Before,
immediately after
and after 2
treatments



Clinical Tx Directions




1. Vertical




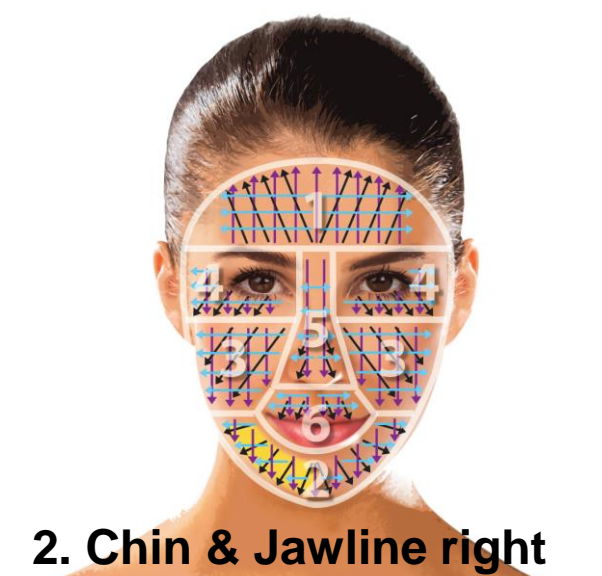
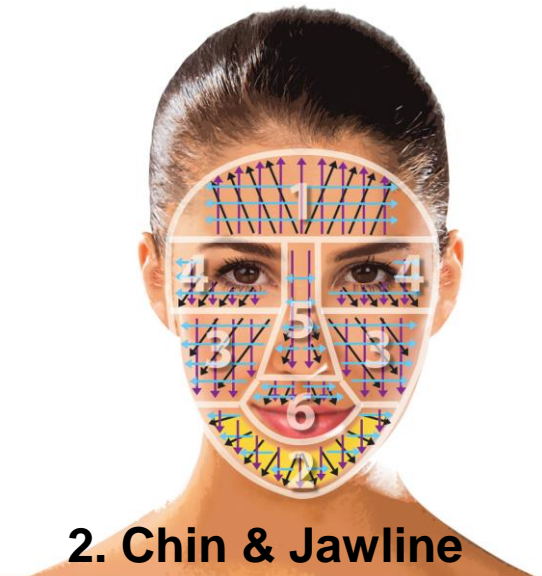
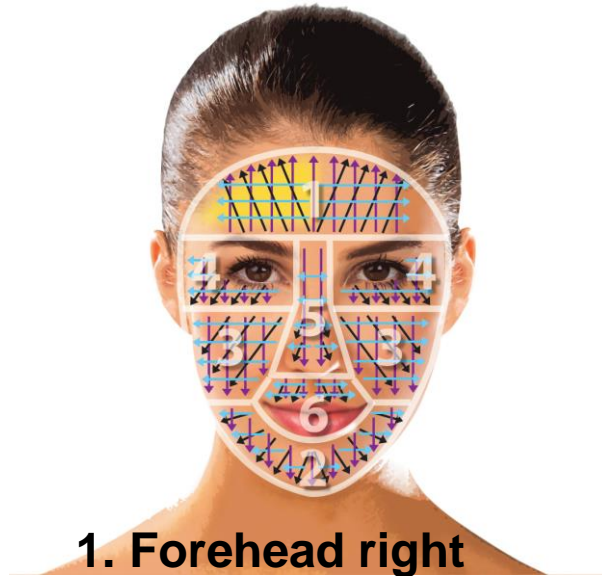
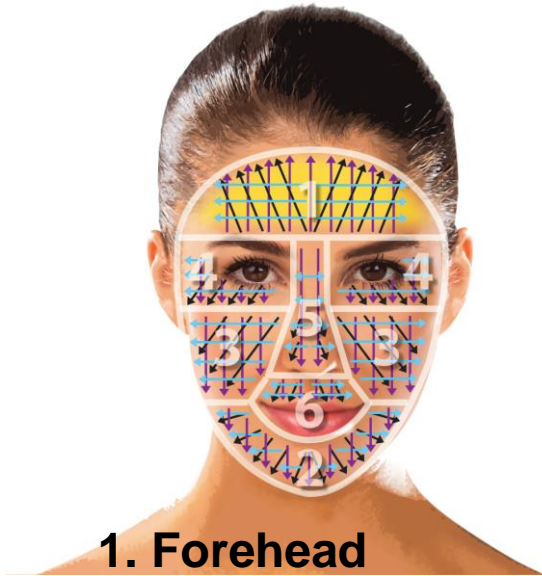
2. Horizontal



3. Diagonal




Clinical Tx Regions & Directions

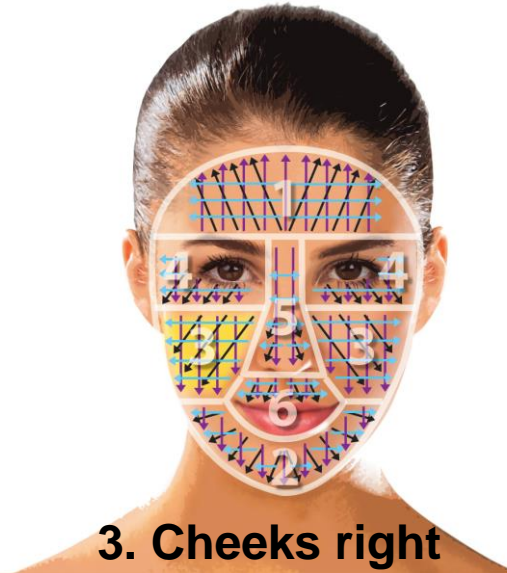


Clinical Tx Regions &

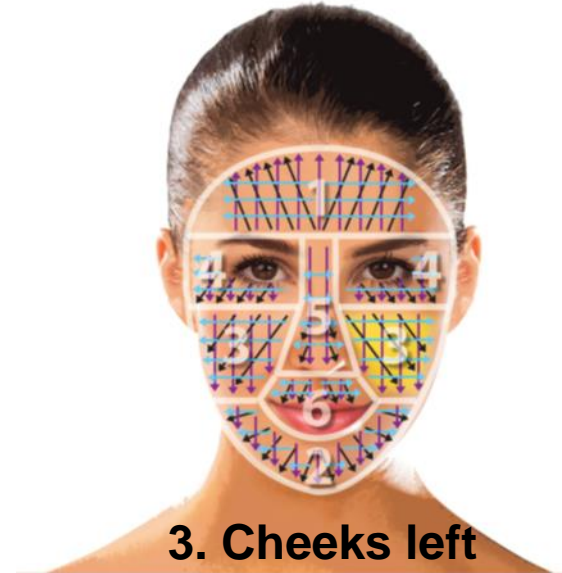
Directions



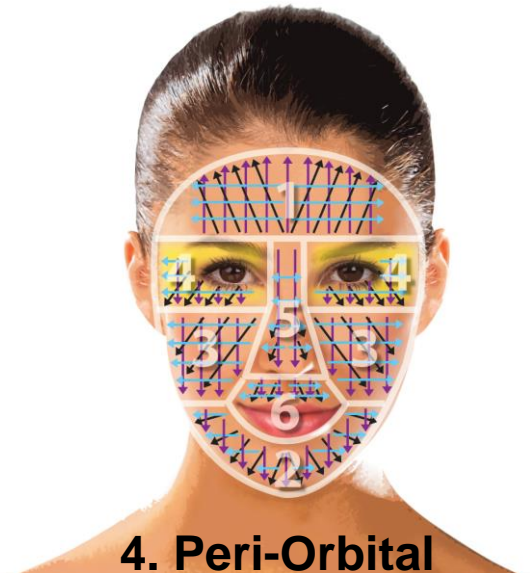
3. Cheeks



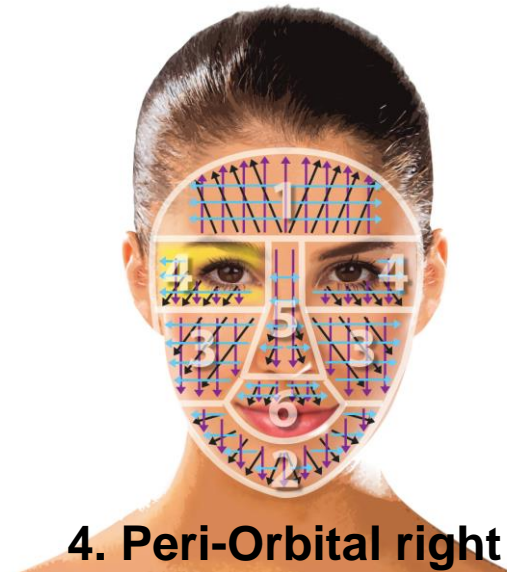
3. Cheeks right



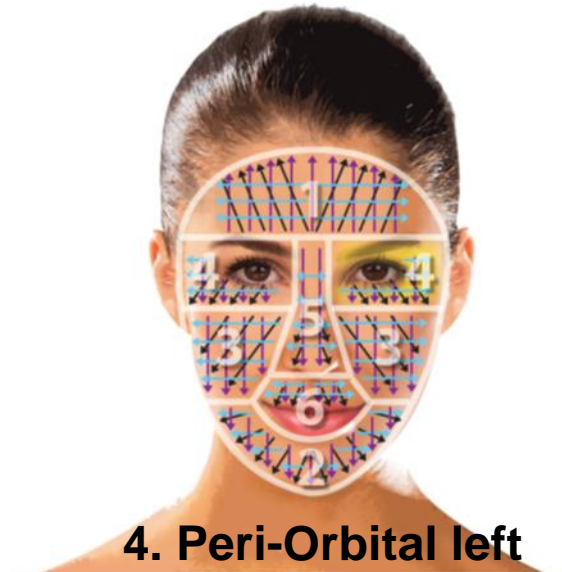
3. Cheeks left



4. Peri-Orbital

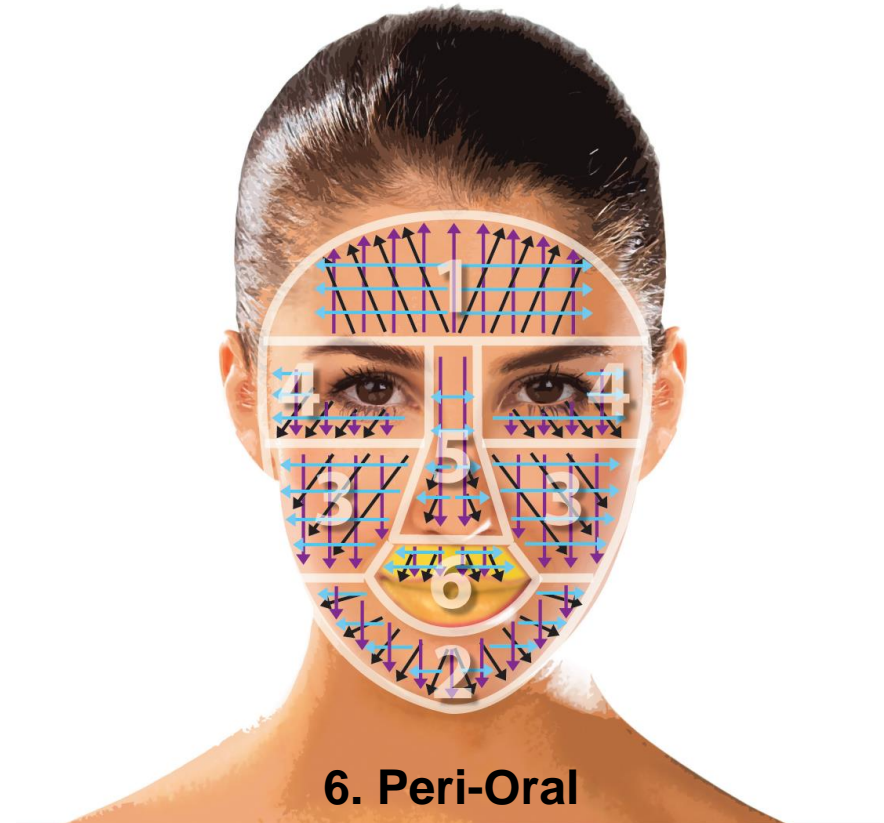
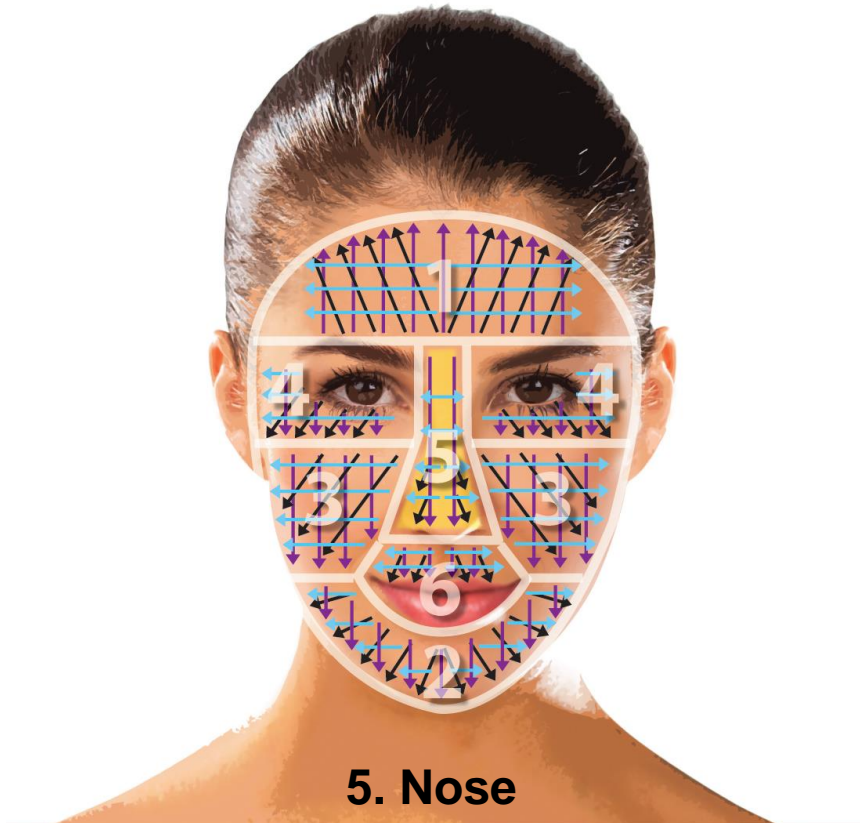


4. Peri-Orbital right



4. Peri-Orbital left

Clinical Tx Regions & Directions



Dermapen^{®3} Treatment Procedures



Cleanse & exfoliate



Diagnose & document



TLA application (if required)



Sterile procedure



Disinfect



Needle depth



Oscillation speed



Tx zones



Hyla Active™ (or customised gliding medium_



Dermapen^{®3} Treatment Procedures



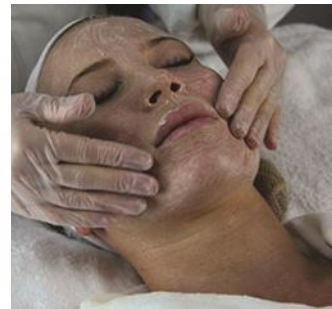
Treat



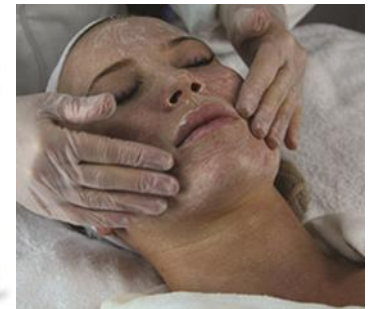
*Combo



*Hyla Active 3D
Sculptured Mask™ /
saline



*Antioxidant Cocktail™



*Vitamin Rich Repair™ &
Cover Recover

Dermapenworld™

Dermapen ③™

Dp
DERMACEUTICALS™

Dermapen Cryo™